




**OPEN EN SLUIT UW
RAILINGSYSTEEM.**

Glas - glas



MOD 0281

316

OUTDOOR

14.0281.500.12




2



International Design Model Protection

Glas - glas



MOD 0282

316

OUTDOOR

14.0282.500.12

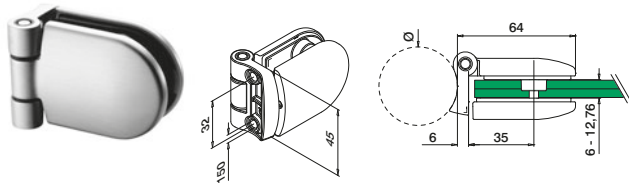


1



International Design Model Protection

Buis - glas



MOD 0281

316

OUTDOOR

14.0281.042.12

42,4



QS-13 349



2

14.0281.048.12

48,3

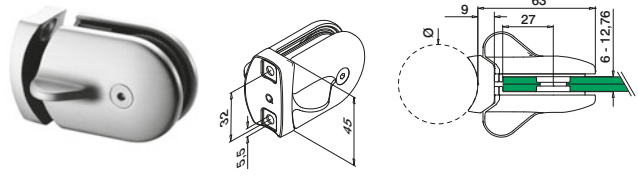
QS-13 349

2



International Design Model Protection

Buis - glas



MOD 0282

316

OUTDOOR

14.0282.042.12

42,4



QS-13 349



1

14.0282.048.12

48,3

QS-13 349

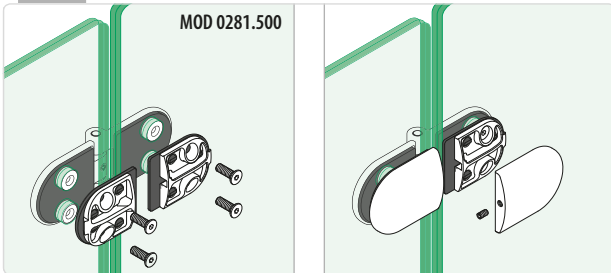
1



International Design Model Protection

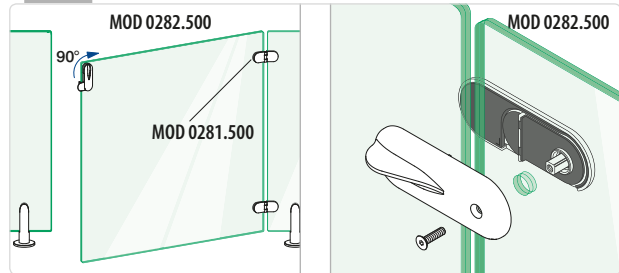
Q-INFO

MOD 0281.500



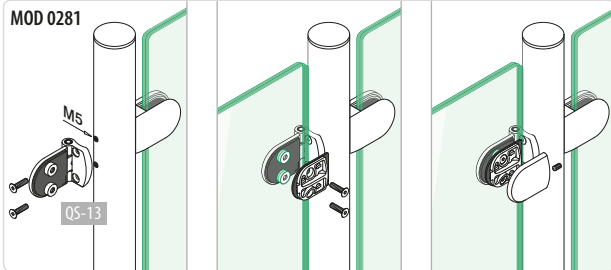
Q-INFO

MOD 0282.500



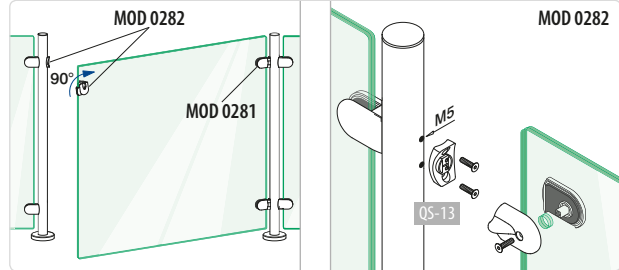
Q-INFO

MOD 0281



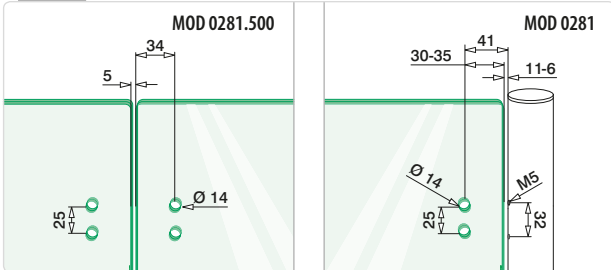
Q-INFO

MOD 0282



Q-INFO

MOD 0281.500

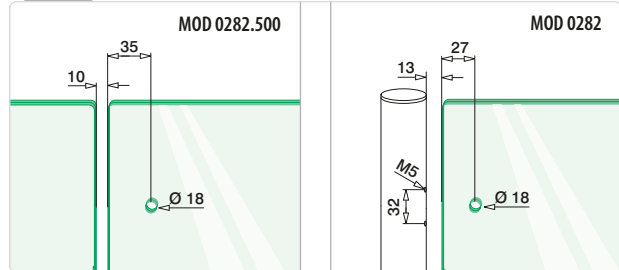


MOD 0281

30-35 41 11-6
Ø 14 25 32 M5

Q-INFO

MOD 0282.500



MOD 0282

13 27
M5 32 Ø 18